



















































































PRODUCT	VOLUME ml	NECK	WEIGHT g	DIAMETER		HEIGHT		App. glass bottom thickness mm	Bottles per pallet	Base locator for decoration	QUALITY
				mm	inch	mm	inch				
<b>Alaska</b>  Optional amend of neck	750	Fascetta 13 	750	95,3	3.8	270	10.6	15	910	✓	SUPER PREMIUM
<b>Callisto</b>  Optional amend of neck	700	BP Carnette 	1000	51,5 x 130,7	2 X 5.1	180,5	7.1	15	972	✗	SUPER PREMIUM
	700	GPI 33/400 	1000	51,5 x 130,7	2 X 5.1	185	7.3	15	972	✗	SUPER PREMIUM
	750	BP Carnette 	1000	63 x 130,7	2.5 X 5.1	180,5	7.1	15	972	✗	SUPER PREMIUM
	750	GPI 33/400 	1000	63 x 130,7	2.5 X 5.1	186	7.3	15	972	✗	SUPER PREMIUM
	500	BP Carnette 	750	53,4 x 122,7	2.1 X 4.8	162.6	6.4	15	700	✗	SUPER PREMIUM
	500	GPI 33/400 	750	53.4 x 122,7	2.1 X 4.8	167,1	6.6	15	700	✗	SUPER PREMIUM
<b>Diabolo</b>  Optional amend of neck	700	F16 (cork) 	750	90,1	3.5	230	9.0	18	960	✗	SUPER PREMIUM
	700	GPI 33/400 	750	90,1	3.5	227	8.9	18	960	✗	SUPER PREMIUM
	750	F16 (cork) 	750	92,2	3.6	228	9.0	18	960	✗	SUPER PREMIUM
	750	GPI 33/400 	750	92,2	3.6	227	8.9	18	960	✗	SUPER PREMIUM
<b>Diabolo new</b>  Optional amend of neck	500	F16 (cork) 	600	82,8	3.3	200,9	7.9	15	1386	✗	SUPER PREMIUM
	500	GPI 28/400 	600	82,8	3.3	199,9	7.9	15	1386	✗	SUPER PREMIUM
	50	BVP 18 	100	41,4	1.6	101,3	4.0	6	6237	✗	SUPER PREMIUM
	750	F16 (cork) 	750	92,2	3.6	228	9.0	18	960	✗	SUPER PREMIUM
	750	OMNIBUS 	750	92,2	3.6	228	9.0	18	960	✗	SUPER PREMIUM

PRODUCT	VOLUME ml	NECK	WEIGHT g	DIAMETER		HEIGHT		App. glass bottom thickness mm	Bottles per pallet	Base locator for decoration	QUALITY
				mm	inch	mm	inch				
<b>Diamando</b>  Optional amend of neck	700	Omnibus 	700	77,8 x 77,8	3.1 x 3.1	320	12.6	15	1008	✓	SUPER PREMIUM
	700	GPI 28/ 400 	750	77,8 x 77,8	3.1 x 3.1	319	12.6	15	1008	✓	SUPER PREMIUM
	750	Omnibus 	750	77,8 x 77,8	3.1 x 3.1	320	12.6	15	1008	✓	SUPER PREMIUM
	750	GPI 28/ 400 	750	77,8 x 77,8	3.1 x 3.1	319	12.6	15	1008	✓	SUPER PREMIUM
<b>Egg</b>  Optional amend of neck	700	BP Carnette 	900	95,9	3.8	242	9.5	30	960	✓	SUPER PREMIUM
	750	BP Carnette 	900	95,9	3.8	242	9.5	30	960	✓	SUPER PREMIUM
<b>Gordon</b>  Optional amend of neck	500	Omnibus 	700	58,5 x 58,5	2.3 x2.3	355	14.0	20	1350	✗	SUPER PREMIUM
	500	GPI 28/400 	700	58,5 x 58,5	2.3 x2.3	354	13.9	20	1350	✗	SUPER PREMIUM
	350	Omnibus 	500	51,9 x 51,9	2.0 x2.0	314	12.4	20	1785	✗	SUPER PREMIUM
<b>Jack</b>  Optional amend of neck	700	Cork finish 	750	97,5 x 73,2	3.8 x 2.9	250	9.8	12	1200	✗	SUPER PREMIUM
	750	Cork finish 	750	100,4 x 75,4	4.0x 3.0	250	9.8	12	1200	✗	SUPER PREMIUM
<b>Jupiter</b>  Optional amend of neck	700	BP Carnette 	800	101	4.0	156,2	6.1	15	960	✗	SUPER PREMIUM
	700	GPI 33/400 	800	109	4.3	160,7	6.3	15	960	✗	SUPER PREMIUM
	500	BP Carnette 	600	97,4	3.8	142,7	5.6	13	1404	✗	SUPER PREMIUM
	500	GPI 33/400 	600	97,4	3.8	147,2	5.8	13	1404	✗	SUPER PREMIUM
<b>Jupiter Polaris</b>  Optional amend of neck	700	BP Carnette 	830	111	4.4	156,2	6.1	17	880	✓	SUPER PREMIUM

PRODUCT	VOLUME ml	NECK	WEIGHT g	DIAMETER		HEIGHT		App. glass bottom thickness mm	Bottles per pallet	Base locator for decoration	QUALITY
				mm	inch	mm	inch				
<b>Luna</b>  Optional amend of neck	700	Special 	600	92,9	3.7	213,8	8.4	13	1080	✓	SUPER PREMIUM
	<b>Mars</b>  Optional amend of neck	700	Omnibus 	750	94	3.7	211	8.3	13	1080	✗
700		GPI 33/400 	750	94	3.7	210	8.3	13	1080	✗	SUPER PREMIUM
500		Omnibus 	550	84,3	3.3	190,9	7.5	13	1430	✗	SUPER PREMIUM
500		GPI 28/400 	550	84,3	3.3	189,9	7.5	13	1430	✗	SUPER PREMIUM
<b>Mila</b>  Optional amend of neck	700	F 14 	560	70,5	2.8	338,6	13.3	15	1248	✓	SUPER PREMIUM
	700	GPI 	560	70,5	2.8	344	13.5	15	1248	✓	SUPER PREMIUM
	750	F 14 	600	72,6	2.9	341,5	13.4	15	1248	✓	SUPER PREMIUM
	750	GPI 	600	72,6	2.9	346,9	13.7	15	1248	✓	SUPER PREMIUM
	1000	F 15,5 	740	79,2	3.1	373,6	14.7	17	840	✓	SUPER PREMIUM
	1000	GPI 	740	79,2	3.1	379,2	14.9	17	840	✓	SUPER PREMIUM
	1750	GPI 	1200	95,4	3.8	448,6	17.7	20	480	✓	SUPER PREMIUM
<b>Orion</b>  Optional amend of neck	700	F 10 	700	87,3 x 87,3	3.4 x 3.4	200	7.9	14	1144	✓	SUPER PREMIUM
<b>Phoenix</b>  Optional amend of neck	700	Omnibus 	900	92,8 x 92,8	3.7 x 3.7	194,5	7.7	13	1200	✓	SUPER PREMIUM
	1750	GPI 33/400 	900	92,8 x 92,8	3.7 x 3.7	193,5	7.6	13	1200	✓	SUPER PREMIUM

PRODUCT	VOLUME ml	NECK	WEIGHT g	DIAMETER		HEIGHT		App. glass bottom thickness mm	Bottles per pallet	Base locator for decoration	QUALITY
				mm	inch	mm	inch				
 Optional amend of neck	700	Omnibus 	700	78,7	3.1	314	12.3	13	924	✓	SUPER PREMIUM
	700	GPI 33/400 	700	78,7	3.1	313	12.3	13	924	✓	SUPER PREMIUM
	750	Omnibus 	700	80,8	3.2	314	12.3	13	924	✓	SUPER PREMIUM
	750	GPI 33/400 	700	80,8	3.2	313	12.3	13	924	✓	SUPER PREMIUM
 Optional amend of neck	700	Omnibus 	600	74,8	2.9	320	12.6	15	1080	✓	SUPER PREMIUM
	700	GPI 28/400 	600	74,8	2.9	319	12.6	15	1080	✓	SUPER PREMIUM
	100	GPI 20/400 	170	42,4	1.7	184	7.2	9	4200	✓	SUPER PREMIUM
	200	GPI 22/400 	300	52,2	2.1	225	8.9	10	2499	✓	SUPER PREMIUM
	350	GPI 28/400 	350	59,6	2.3	258	10.2	12	1710	✓	SUPER PREMIUM
	350	Omnibus 	350	59,6	2.3	259	10.2	12	1710	✓	SUPER PREMIUM
	500	GPI 28/400 	500	67,7	2.7	289	11.4	13	1344	✓	SUPER PREMIUM
	750	GPI 28/400 	600	76,8	3.0	319	12.6	15	1080	✓	SUPER PREMIUM
	750	Omnibus 	600	76,8	3.0	320	12.6	15	1080	✓	SUPER PREMIUM
	1750	GPI 33/400 	1200	100,8	4.0	419,5	16.5	18	396	✓	SUPER PREMIUM
	1750	Omnibus 	1200	100,8	4.0	422,5	16.6	18	396	✓	SUPER PREMIUM
 Optional amend of neck	700	Extra high cork mouth finish 	650	71,8	2.8	320	12.6	13	1008	✓	SUPER PREMIUM
	750	Extra high cork mouth finish 	750	71,8	2.8	320	12.6	13	1008	✓	SUPER PREMIUM